

Vertex-Unfoldings of Simplicial Manifolds

Erik D. Demaine^{*} David Eppstein[†] Jeff Erickson[‡] George W. Hart[§]
Joseph O'Rourke[¶]

ABSTRACT

We present an algorithm to unfold any triangulated 2-manifold (in particular, any simplicial polyhedron) into a non-overlapping, connected planar layout in linear time. The manifold is cut only along its edges. The resulting layout is connected, but it may have a disconnected interior; the triangles are connected at vertices, but not necessarily joined along edges. We extend our algorithm to establish a similar result for simplicial manifolds of arbitrary dimension.

Categories and Subject Descriptors

F.2.2 [Theory of Computation]: Analysis of Algorithms and Problem Complexity—*Nonnumerical Algorithms and Problems*; G.2.2 [Mathematics of Computing]: Discrete Mathematics—*Graph Theory*

General Terms

Algorithms

Keywords

unfolding, edge-unfolding, vertex-unfolding, ridge-unfolding, polyhedra, hinged dissections, simplicial manifolds, manifolds with boundary, triangulated 2-manifolds, facet-vertex incidence graph, facet paths, facet cycles

^{*}MIT Laboratory for Computer Science, 200 Technology Square, Cambridge, MA 02139, USA. edemaine@mit.edu.

[†]Department of Information and Computer Science, University of California, Irvine CA 92697-3425, USA. eppstein@ics.uci.edu. Supported by NSF grant CCR-9912338.

[‡]Department of Computer Science, University of Illinois at Urbana-Champaign; <http://www.cs.uiuc.edu/~jeffe>; jeffe@cs.uiuc.edu. Partially supported by a Sloan Fellowship and NSF CAREER award CCR-0093348.

[§]<http://www.georgehart.com/>; george@georgehart.com.

[¶]Department of Computer Science, Smith College, Northampton, MA 01063, USA. orourke@cs.smith.edu. Supported by NSF Distinguished Teaching Scholars award DUE-0123154.

Permission to make digital or hard copies of all or part of this work for personal or classroom use is granted without fee provided that copies are not made or distributed for profit or commercial advantage and that copies bear this notice and the full citation on the first page. To copy otherwise, to republish, to post on servers or to redistribute to lists, requires prior specific permission and/or a fee.

SoCG'02, June 5-7, 2002, Barcelona, Spain.

Copyright 2002 ACM 1-58113-504-1/02/0006 ...\$5.00.

1. INTRODUCTION

It is a long-standing open problem to determine whether every convex polyhedron can be cut along its edges and unfolded flat in one piece without overlap, that is, into a simple polygon. This type of unfolding has been termed an *edge-unfolding*; the unfolding consists of the facets of the polyhedron joined along edges. In contrast, unfolding via arbitrary cuts easily leads to non-overlap. See [10] for a history of the edge-unfolding problem and its applications to manufacturing. Recently it was established that not every nonconvex polyhedron can be edge-unfolded, even if the polyhedron is *simplicial*, that is, all of its faces are triangles [2, 3].

In this paper we loosen the meaning of “in one piece” to permit a non-overlapping connected region that (in general) does not form a simple polygon, because its interior is disconnected. We call such an unfolding a *vertex-unfolding*: facets of the polyhedron are connected in the unfolding at common vertices, but not necessarily along edges. With this easier goal we obtain a positive result:

Theorem 1. *Every connected triangulated 2-manifold (possibly with boundary) has a vertex-unfolding, which can be computed in linear time.*

This result includes simplicial polyhedra of any genus, manifolds with any number of boundary components, and even manifolds like the Klein bottle that cannot be topologically embedded in 3-space. Our proof relies crucially on the restriction that every face is a triangle. The problem remains open for nonsimplicial polyhedra with simply connected or even convex faces; see Section 5.

We extend this result in the natural way to higher dimensions in Section 4.

2. ALGORITHM OVERVIEW

Let \mathcal{M} be a triangulated 2-manifold, possibly with boundary. Following polyhedral terminology, we refer to the triangles of \mathcal{M} as *facets*. The (*vertex-facet*) *incidence graph* of \mathcal{M} is the bipartite graph whose nodes are the facets and vertices of \mathcal{M} , with an arc (v, f) whenever v is a vertex of facet f . A *facet path* is a trail¹ $(v_0, f_1, v_1, f_2, v_2, \dots, f_k, v_k)$ in the incidence graph of \mathcal{M} that includes each facet node exactly once, but may repeat vertex nodes. In any facet path, v_{i-1} and v_i are distinct vertices of facet f_i for all i .

¹A *trail* is a walk in which no arc is repeated. A *walk* in a graph is an alternating series of nodes and arcs with each arc incident to the surrounding nodes.

Because each facet node appears only once, no arc is repeated. A *facet cycle* is a facet path that is also a circuit, that is, where $v_0 = v_k$.

Our algorithm relies on this simple observation:

Lemma 2. *If \mathcal{M} has a facet path, then \mathcal{M} has a vertex-unfolding in which each triangle of the path occupies an otherwise empty vertical strip of the plane.*

Proof: Let p be a facet path of \mathcal{M} . Suppose inductively that a facet path p has been laid out in strips up to facet f_{i-1} , with all triangles left of vertex v_i , the rightmost vertex of f_{i-1} . Let (v_i, f_i, v_{i+1}) be the next few nodes in p ; recall that $v_i \neq v_{i+1}$. Rotate facet f_i about vertex v_i so that v_i is leftmost and v_{i+1} rightmost, and the third vertex of f_i lies horizontally between. Such rotations exist because f_i is a triangle. Place f_i in a vertical strip with v_i and v_{i+1} on its left and right boundaries. Repeating this process for all facets in p produces a non-overlapping vertex-unfolding. \square

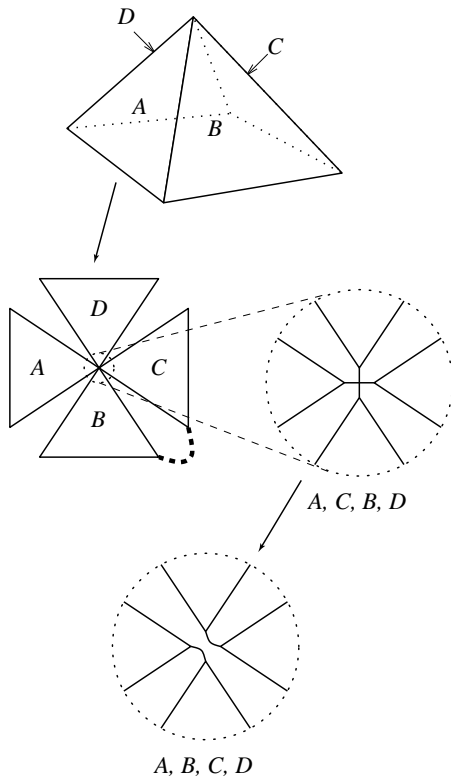


Figure 1. Vertex-unfolding the top four triangles of the regular octahedron and making the connections planar.

Thus to prove Theorem 1 it suffices to prove that every connected triangulated 2-manifold has a facet path.

It might be more pleasing to obtain a vertex-unfolding based on a *noncrossing facet path*, one that does not include a pattern $(\dots, A, v, C, \dots, B, v, D, \dots)$ with the facets incident to the vertex v appearing in the cyclic order A, B, C, D . Because a facet path has either no or at most two odd nodes (its endpoints), and because any such planar graph has a noncrossing Eulerian trail, we can convert any facet path into a noncrossing facet path. Specifically, we can replace each crossing pair of vertex-to-vertex connections with one

of the two alternate pair of connections, whichever alternate pair keeps the vertex-unfolding connected. See Figure 1.

The existence of facet paths has two further applications:

1. The vertex-unfolding resulting from a noncrossing facet path can be viewed as a *hinged dissection* [6] of the surface. Thus we demonstrate a hinged dissection for any triangulated 2-manifold.
2. A facet path also yields an “ideal rendering” of any triangulated surface on a computer graphics system with a 1-vertex cache: each triangle shares one vertex with the previous triangle in the graphics pipeline. This result is in some sense best possible: an ideal rendering for a 2-vertex cache in which every adjacent pair of triangles shares two vertices is not always achievable, because there are triangulations whose dual graphs have no Hamiltonian path [1].

Figure 2(a) shows a vertex-unfolding of the triangulated surface of a cube, obtained from a facet path by our algorithm. Figure 2(b) shows a less regular vertex-unfolding. Note that the vertices do not necessarily lie on a line. Several more complex examples are shown in Figure 3. In our examples, we permit the triangles to touch along segments at the strip boundaries (as in (a) of the figure), but this could easily be avoided if desired so that each strip boundary contains just the one vertex shared between the adjacent triangles.

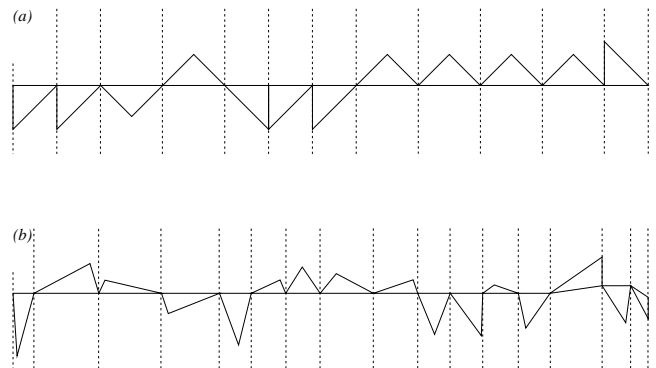


Figure 2. Laying out facet paths in vertical strips: (a) cube; (b) 16-facet convex polyhedron.

3. FACET PATHS IN 2-MANIFOLDS

In this section, we prove that every triangulated 2-manifold has a facet path, which, by Lemma 2, yields Theorem 1.

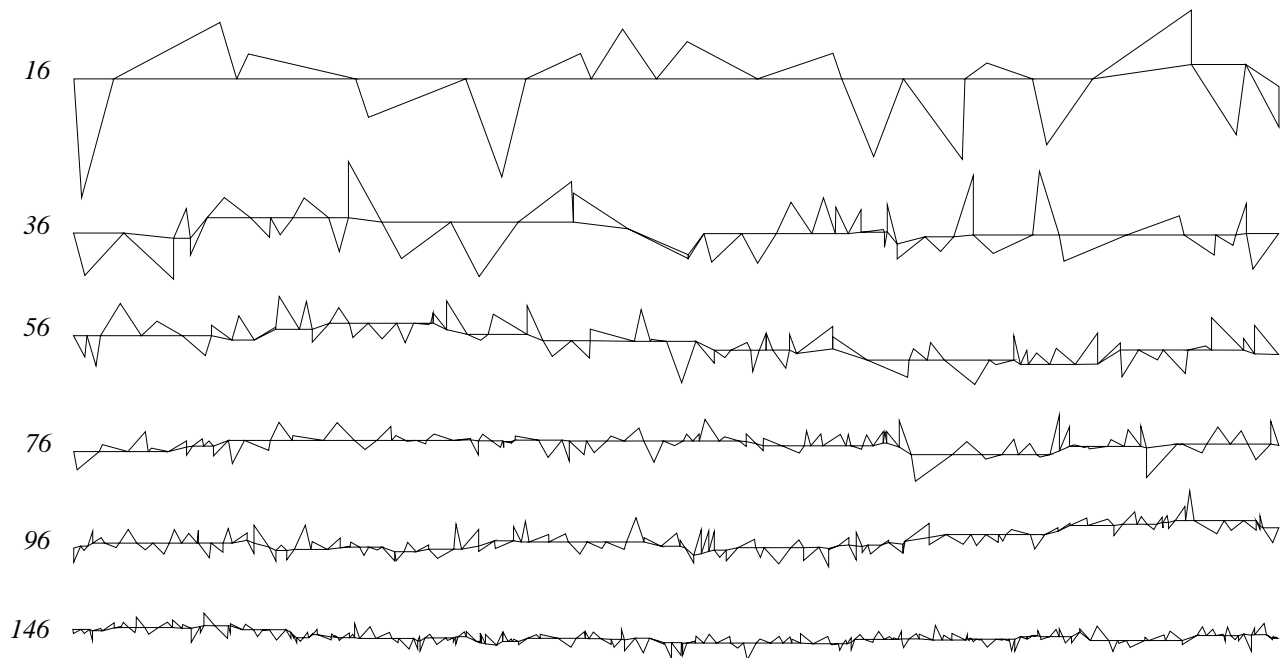


Figure 3. Vertex-unfoldings of random convex polyhedra (generated by code from [9]). The number of triangles is indicated to the left of each unfolding. The unfoldings were constructed using an earlier, less general version [5] of the algorithm in Section 3.

3.1 Notation

We first establish terminology for arbitrary dimensions, anticipating Section 4, but specializing to dimension 2 for this section.

A d -manifold is a topological space such that every point has a neighborhood homeomorphic to the neighborhood of some point in a closed halfspace in \mathbb{R}^d . Interior points of a 2-manifold have neighborhoods homeomorphic to a disk, and boundary points have neighborhoods homeomorphic to a half-disk. (Thus, the vertex-unfoldings in Figures 2 and 3 are not manifolds.) A *simplicial d -manifold* is a simplicial complex² homeomorphic to a d -dimensional manifold, possibly with boundary. For example, any simplicial convex d -polytope is a simplicial manifold homeomorphic to the sphere S^{d-1} . We call the full d -dimensional simplices *facets* and the codimension-1 simplices (i.e., the simplices of dimension $d-1$) *ridges*, which, for $d=2$, are called *edges*. We let a *triangulated 2-manifold* be weaker than a simplicial complex, in just being an edge-to-edge gluing of triangles.

The *dual 1-skeleton* \mathcal{M}^* of a simplicial manifold \mathcal{M} is a simple graph, with a node for each facet and an arc between any two facets that share a ridge. We call a simplicial manifold \mathcal{M} a *tree manifold* if its dual 1-skeleton \mathcal{M}^* is a tree, or equivalently, if it is connected and its codimension-2 simplices all lie on the boundary. Every tree manifold T is homeomorphic to a ball. A tree 2-manifold is a simplicial complex with the topology of a triangulated polygon with no interior vertices. A tree 3-manifold has the topology of a triangulated polyhedron in \mathbb{R}^3 with no diagonals or interior vertices. Given a simplicial manifold \mathcal{M} , we take an

²A *simplex* is the convex hull of $d+1$ independent points: a triangle, tetrahedron, etc. A *simplicial complex* is a collection of simplices such that every pair of simplices that intersect do so in exactly one face of each. Our proofs only require *abstract simplicial complexes*; the geometry of a simplex is only used in Lemma 2.

arbitrary spanning tree of \mathcal{M}^* to yield a tree manifold T corresponding to \mathcal{M} . We will find our facet paths in T rather than in \mathcal{M} , which is no loss because any facet path or facet cycle of T can be mapped to a facet path or facet cycle of \mathcal{M} ; recall that a facet path may repeat vertex nodes.

As in Section 2, the *(vertex-facet) incidence graph* of a simplicial manifold has a node for every vertex and every facet, and an arc (v, f) whenever v is a vertex of facet f . A *facet path* is a trail that includes each facet node in the incidence graph exactly once, and a *facet cycle* is a circuit in that passes through every facet exactly once. We now generalize facet paths and cycles to more general subgraphs that span the facets.

A *scaffold* is a subgraph of the incidence graph in which every facet appears and has degree 2, and at most two vertices have odd degree; if every vertex has even degree, we call it an *even scaffold*. (See Figure 4(d) below for an example of a scaffold.) Any facet path is a scaffold, and any Euler walk through a connected scaffold is a facet path. Thus, our goal is to find a connected scaffold for T , which yields a facet path for T , which yields a facet path for \mathcal{M} .

3.2 Connected Scaffolds

First we establish a slightly weaker result:

Lemma 3. *Every triangulated polygon with no interior vertices has a (possibly disconnected) scaffold.*

Proof: Let T be a triangulated polygon with no interior vertices. We prove the lemma by induction on the number of triangles, with two base cases. If T is empty, we are done. If T is a single triangle, then a path between any two vertices is a scaffold. Henceforth, assume that T has at least two triangles.

An *ear* in T is a triangle that is adjacent to at most one other triangle. We call a triangle in T a *hat* if it is adjacent

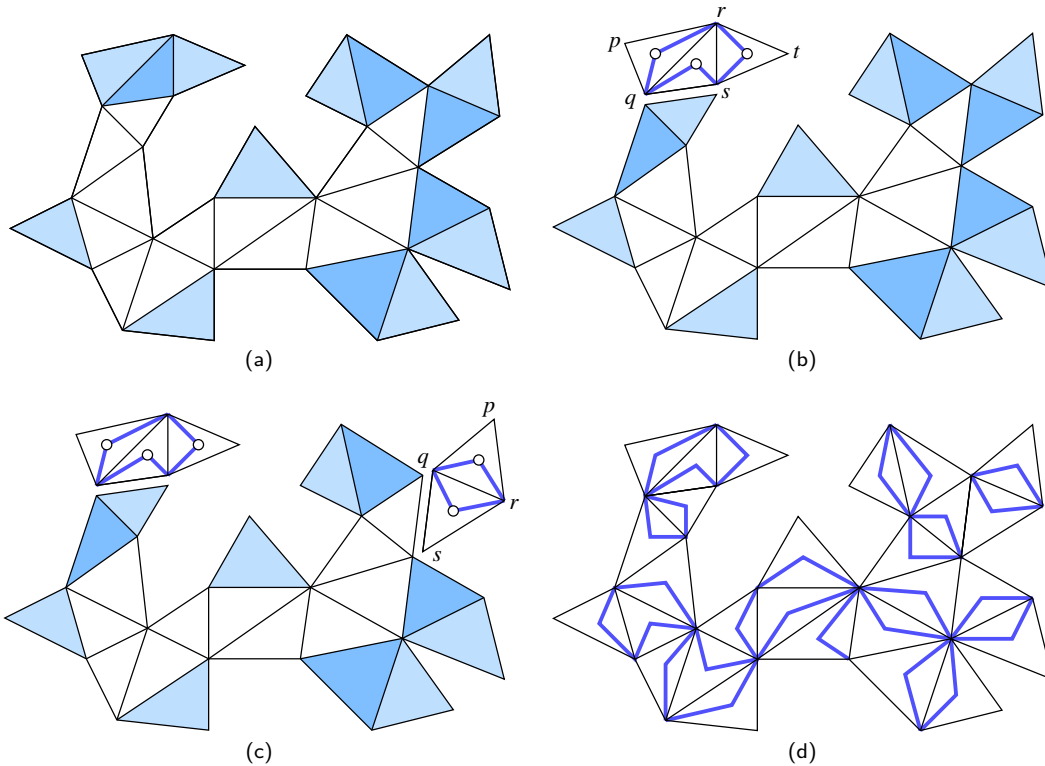


Figure 4. (a) A polygon triangulation T . Lightly shaded triangles are ears; darker shaded triangles are hats. (b) Removing a Mickey Mouse hat. (c) Removing a dunce cap. (d) A scaffold produced by our algorithm.

to at least one ear and at most one non-ear. If we remove all the ears from T , we obtain a new triangulated polygon T' . See Figure 4(a). If T' is non-empty, then it has at least one ear, and every ear in T' is a hat in T . On the other hand, if T' is empty, then T consists of exactly two triangles, which are both ears and hats. In either case, T contains at least one hat.

To perform the induction, we choose a hat in T , find a cycle in the facet-vertex incidence graph of that hat and (at most two of) its adjacent ears, and recursively construct a scaffold for the remaining triangulation. We have two inductive cases.

Suppose T has a hat $H = qrs$ with at least two ears $E = pqr$ and $F = rst$ (a ‘Mickey Mouse hat’). See Figure 4(b). We construct a cycle (r, E, q, H, s, F, r) through the facet-vertex of these three triangles, and recursively construct a scaffold for the smaller triangulation $T \setminus \{H, E, F\}$.

Otherwise, let $H = qrs$ be a hat with just one adjacent ear $E = pqr$ (a ‘dunce cap’). See Figure 4(c). We construct a cycle (q, H, r, E, q) through the facet-vertex of those two triangles, and recursively construct a scaffold for the smaller triangulation $T \setminus \{H, E\}$. \square

Following the proof gives us an easy linear-time algorithm, consisting of a simple depth-first traversal of the input triangulation’s dual tree. Figure 4(d) shows a scaffold computed by our algorithm. The scaffold we construct may be disconnected, but we now show how to make it connected using a series of local operations.

Lemma 4. *Every triangulated polygon with no interior vertices has a connected scaffold.*

Proof: Let S be a scaffold with more than one component. If S is not actually an even scaffold, its two odd vertices must be in the same component; every other component has an Euler circuit and so must be 2-edge-connected. Choose a pair of triangles $A = pqr$ and $B = qrs$ that lie in different components of S . Without loss of generality, suppose S contains the edges (p, A) , (q, A) , (r, B) , and (s, B) . At most one of the edges (q, A) and (r, B) is a bridge (its removal would disconnect the graph). If we remove edges (q, A) and (r, B) and add edges (r, A) and (q, B) , we obtain another scaffold S' with one fewer component than S . See Figure 5. Repeating this process for each adjacent pair of components gives us a connected scaffold. \square

Given a triangulated 2-manifold \mathcal{M} , we convert it to a tree manifold T , apply Lemmas 3 and 4 to obtain a connected scaffold, and finally use an Euler walk through this scaffold to produce a facet path. This yields:³

Theorem 5. *Every connected triangulated 2-manifold (possibly with boundary) has a facet path.*

3.3 Checkered Triangulations and Facet Cycles

We can strengthen this result slightly, by showing that most properly triangulated 2-manifolds actually have a facet

³Igor Pak [personal communication, Dec. 2001] found a different proof of this result for triangulated, genus-zero polyhedra (without boundary). After vertex truncation, a Hamiltonian cycle in the dual is found via Whitney’s theorem on planar triangulations without separating triangles. This cycle is then converted to a facet path.

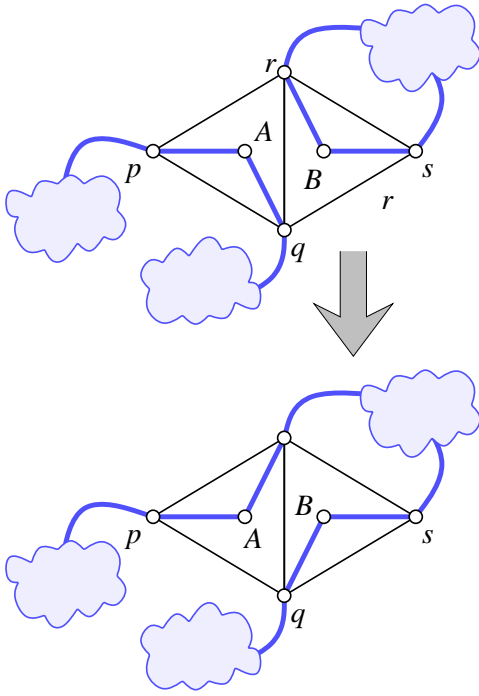


Figure 5. Lemma 4: Joining two components of a scaffold with a flip. Clouds hide the rest of the components.

cycle. This permits the strip layout of Lemma 2 to start on the left with any given triangle of the manifold.

We call a polygon triangulation *checkered* if there is a 2-coloring of the triangles so that every white triangle has three (necessarily black) neighbors. See Figure 6(a).

Lemma 6. *A polygon triangulation with no interior vertices has a facet cycle iff it is not checkered.*

Proof: Let T be a triangulated polygon with no interior vertices. First we prove by induction that no checkered triangulation has a facet cycle. The base case is a single (black) triangle, which clearly has no facet cycle. In any other checkered triangulation T , we can always find a (Mickey Mouse) hat: two black ears adjacent to a common (white) triangle. If T has a facet cycle, it must contain a subcycle of six edges inside the Mickey Mouse hat and another subcycle through the rest of the triangulation. But the rest of the triangulation is checkered, so by the induction hypothesis, it has no facet cycle. See Figure 6(b).

Now suppose T is a noncheckered triangulation; in particular, T has at least two triangles. To prove the lemma, it suffices to show that T has an even scaffold. Assume without loss of generality that T has *no hats*; otherwise, we can remove them as described above. (This might actually eliminate every triangle in T , but then we've computed an even scaffold!) We cannot be left with a single triangle because T is not checkered. Thus, T has at least two 'dunce caps': hats with only one adjacent ear. If we follow the algorithm in Lemma 3, removing hats whenever possible, the triangulation always contains at least one dunce cap, until either the algorithm removes every triangle or there are exactly three triangles left. Thus, the triangulation never consists of a single triangle, which implies that the algorithm constructs an even scaffold. \square

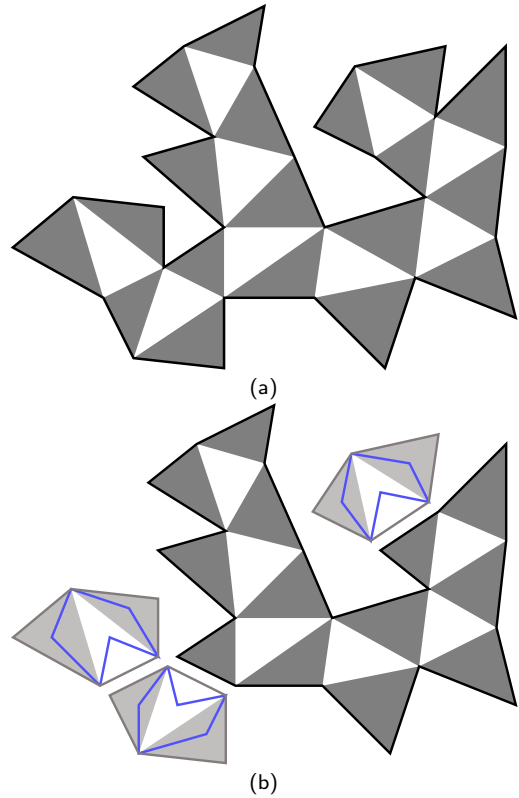


Figure 6. Lemma 6: (a) A checkered polygon triangulation. (b) After removing three Mickey Mouse hats.

We say that a triangulated 2-manifold is *simplicial* if it is a simplicial complex, or equivalently, if its dual graph is simple (has no multi-edges or loops). Every manifold constructed from geometric triangles is simplicial. (A nonsimplicial manifold is shown below in Figure 7.)

Lemma 7. *For every connected simplicial 2-manifold (possibly with boundary) \mathcal{M} , with the exception of a checkered polygon triangulation, there corresponds a noncheckered tree manifold T .*

Proof: Let \mathcal{M} be a simplicial 2-manifold that either is multiply connected or has interior vertices. Assume without loss of generality that \mathcal{M} has a checkered tree manifold T , because otherwise we have nothing to prove. This immediately implies that \mathcal{M} is not 2-colorable.

Color the triangles of T black and white, so that adjacent triangles have opposite colors and every boundary edge of T lies on a black triangle. Because the dual 1-skeleton of \mathcal{M} is a simple graph, we can cut T into two simple polygons along some edge, and then reglue those pieces along some other pair of edges, to obtain another tree manifold T' of \mathcal{M} . Because \mathcal{M} is not 2-colorable, we must reverse the colors of one of those pieces to obtain a proper 2-coloring of T' . Because each piece has at least three edges, each piece has at least one edge that is on the boundary of both T and T' . It follows that T' has boundary edges adjacent to both black and white triangles, so T' is not checkered. \square

Combining the previous two lemmas, we conclude the following:

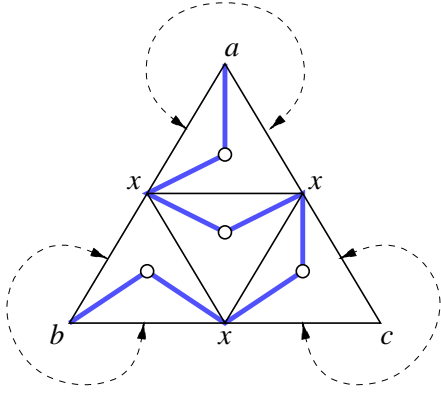


Figure 7. An improper triangulation of the sphere with a facet path but no facet cycle. Edges with identically labeled endpoints are identified.

Theorem 8. *Every connected simplicial 2-manifold (possibly with boundary) has a facet cycle, except a checkered polygon triangulation.*

This theorem requires that we start with a simplicial complex. There are triangulated but nonsimplicial 2-manifolds that have no facet cycle, like the triangulation of the sphere shown in Figure 7. However, even improperly triangulated 2-manifolds have facet paths.

4. HIGHER DIMENSIONS

In this section we generalize our results to higher dimensions. Lemma 2 generalizes in the obvious way, yielding from any facet path a vertex-unfolding that places simplices in parallel “slabs.” We will show that any simplicial polyhedron has a facet cycle, and thus a vertex-unfolding. Like the results in the previous section, the proofs are almost purely topological, and thus actually apply to arbitrary triangulated manifolds, possibly with boundary, independent of any embedding.⁴

We follow the notation set in Section 3.1, and follow the same proof outline: from simplicial d -manifold \mathcal{M} to tree d -manifold T to even scaffold to connected even scaffold to vertex cycle.

Lemma 9. *For all $d \geq 3$, every tree d -manifold has an even scaffold, with the exception of a single d -simplex.*

Proof: Let T be a tree d -manifold with $d \geq 3$ and with more than one facet. An *ear* of T is a facet that is adjacent to only one other facet. A *hat* is a facet that is adjacent to at least one ear and at most one non-ear. Just as in the two-dimensional case, every tree d -manifold with more than one facet has at least two ears and at least one hat (and with only $d - 1$ exceptions, at least two hats).

We prove the lemma by induction. If T is non-empty, we identify a small collection of simplices in T , find a cycle in the incidence graph of those simplices, and recursively construct an even scaffold for the remaining complex, which is still a tree manifold. It is fairly easy to construct an even

⁴In fact, our results apply to *pseudo-manifold Δ -complexes*—sets of d -simplices whose facets (our ridges) are glued together in pairs [8]; we called the $d = 2$ version of this a “triangulated 2-manifold” in Sec. 3.1. A pseudo-manifold Δ -complex is not necessarily a manifold, even with boundary.

scaffold for any subcomplex consisting of a hat and its ears, and to decompose any tree complex into a sequence of such complexes by removing a hat (and its ears) and recursing [7]. To keep things simple, however, we will consider only the four following cases.

1. If T is empty, there is nothing to do.
2. Suppose T consists of exactly three simplices: a hat H and two ears E and F . E and F share at least one vertex p ; E and H share at least one vertex $q \neq p$; and H and F share at least one vertex $r \neq p, q$. (In fact, we have $d - 2$ choices for each of these three vertices.) Then (p, E, q, H, r, F, p) is a cycle in the incidence graph of T . See Figure 8.

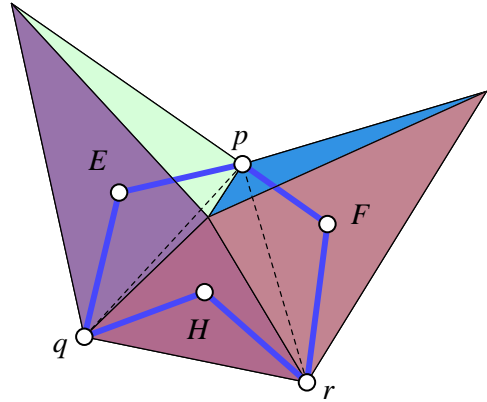


Figure 8. Case 2 of Lemma 9: hat H , ears E and F , $T = \{H, E, F\}$.

3. Suppose some hat H is adjacent to just one ear E . H and E share an edge pq . (In fact, they share an entire ridge.) We recursively construct an even scaffold for the subcomplex $U \setminus \{H, E\}$, and add the cycle (p, H, q, E, p) .
4. Finally, suppose some hat H is adjacent to more than one ear and T has more than three facets. Let E and F be any two ears adjacent to H . E and F share an edge pq . (In fact, they share an entire face of dimension $d - 2 > 0$; this is the only step of the proof that requires $d \geq 3$.) We recursively construct an even scaffold for the subcomplex $U \setminus \{E, F\}$ and add the cycle (p, E, q, F, p) .

The only tree manifold that does not fall into one of these four cases is a single simplex. \square

Once we have an even scaffold, we can make it connected using local flip operations as in the two-dimensional case; in fact the proof is slightly simpler because every component of an even scaffold is 2-connected. Let A and B be adjacent simplices that lie in different components of the even scaffold, and suppose the scaffold contains edges (p, A) , (q, A) , (r, B) , and (s, B) . The ridge $A \cap B$ contains all but one vertex of A and all but one vertex of B , so without loss of generality, q and r are both in $A \cap B$. If we replace edges (q, A) and (r, B) with edges (q, B) and (r, A) , we obtain a new even scaffold. Any node in the old component of A is still connected to p , then A , then q , and then to any node in the old component of B . Thus, the new even scaffold

has one fewer component. Repeating this process for each adjacent pair of components, we obtain a connected even scaffold.

Putting the pieces together yields the following:

Theorem 10. *For any $d \geq 3$, every connected simplicial d -manifold (possibly with boundary) has a facet cycle, except a single d -simplex.*

As we only need a path for the slab construction, we immediately obtain:

Corollary 11. *Every connected simplicial manifold (possibly with boundary) has a vertex-unfolding, which can be computed in linear time.*

5. OPEN PROBLEMS

(1) The obvious question left open by our work is whether the restriction to simplicial facets is necessary. Does every three-dimensional polyhedron with simply-connected facets have a non-overlapping vertex-unfolding? What if we require the facets to be convex?

Our strip construction fails for polyhedra with nontriangular convex facets, because such polyhedra may not have facet paths. For example, the truncated cube has no facet path: no pair of its eight triangles can be adjacent in a path, but its six octagons are not enough to separate the triangles.

If facets are permitted to have holes, then there are polyhedra that cannot be vertex-unfolded at all, for example, the box-on-top-of-a-box construction of Biedl et al. (Figure 7 of [4]).

(2) A related reverse problem is: Given a collection of polygons connected in a chain at vertices, can they be glued along their edges to form a polyhedron? In other words, do they form a vertex-unfolding of some polyhedron? What about convex polyhedra? What is the complexity of these decision problems?

(3) Finally, we mention the question which initiated our work, the generalization of edge-unfolding to higher dimensions. One can view this question as seeking a spanning tree of the dual 1-skeleton \mathcal{M}^* of a simplicial manifold \mathcal{M} that embeds geometrically in \mathbb{R}^{d-1} without overlap. It remains open for all $d \geq 3$ whether every d -polytope has such a *ridge-unfolding*.

Acknowledgments

We thank Anna Lubiw for a clarifying discussion, and Allison Baird, Dessislava Michaylova, and Amanda Toop for assisting with the production of Figure 3.

References

- [1] E. M. Arkin, M. Held, J. S. B. Mitchell, and S. S. Skiena. Hamiltonian triangulations for fast rendering. *Visual Comput.*, 12(9):429–444, 1996.
- [2] M. Bern, E. D. Demaine, D. Eppstein, and E. Kuo. Ununfoldable polyhedra. In *Proc. 11th Canad. Conf. Comput. Geom.*, pages 13–16, 1999. Full version: <http://arXiv.org/abs/cs/9908003/>.
- [3] M. Bern, E. D. Demaine, D. Eppstein, E. Kuo, A. Mantler, and J. Snoeyink. Ununfoldable polyhedra with convex faces. *Comput. Geom. Theory Appl.*, to appear, 2002.
- [4] T. Biedl, E. Demaine, M. Demaine, A. Lubiw, J. O’Rourke, M. Overmars, S. Robbins, and S. Whitesides. Unfolding some classes of orthogonal polyhedra. In *Proc. 10th Canad. Conf. Comput. Geom.*, pages 70–71, 1998. Fuller version in Elec. Proc. <http://cgm.cs.mcgill.ca/cccg98/proceedings/welcome.html>.
- [5] E. D. Demaine, D. Eppstein, J. Erickson, G. W. Hart, and J. O’Rourke. Vertex-unfoldings of simplicial polyhedra. Technical Report 071, Dept. Comput. Sci., Smith College, Northampton, MA, USA, July 2001. <http://arXiv.org/abs/cs/0110054/>.
- [6] G. Frederickson. *Dissections: Plane and Fancy*. Cambridge University Press, 1997.
- [7] D. T. S. Geisel [Dr. Seuss]. *The Cat in the Hat Comes Back*. Beginner Books. Random House, 1958.
- [8] A. Hatcher. *Algebraic Topology*. Cambridge University Press, 2001.
- [9] J. O’Rourke. *Computational Geometry in C*. Cambridge University Press, 2nd edition, 1998.
- [10] J. O’Rourke. Folding and unfolding in computational geometry. In *Discrete Comput. Geom.*, volume 1763 of *Lecture Notes Comput. Sci.*, pages 258–266. Springer-Verlag, 2000. Papers from the *Japan Conf. Discrete Comput. Geom.*, Tokyo, Dec. 1998.