
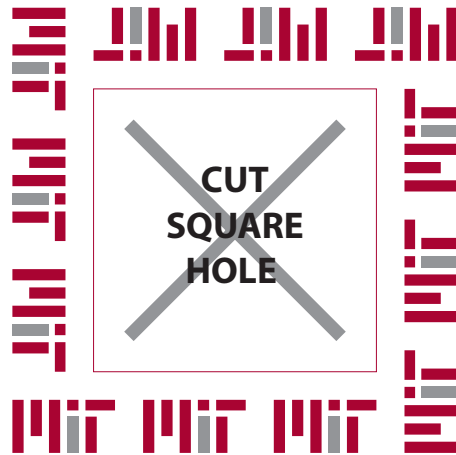



MIT New Lab Folding Puzzle

Your goal is to fold the 3x3 puzzle into a one-square packet so that the top and bottom of the packet both show the same image of MIT, through a "frame" of MIT logos. (See reverse.) There is only one solution. Only one identical pair of images will work. You can only fold along the black lines.

Designed by Erik Demaine & Martin Demaine, 2003



MIT New Lab Folding Puzzle

1. Cut out the 3x3 square
2. In the two "frames" of MIT logos, cut out the marked squares
3. Fold only along the black lines
4. Good luck!